

Crime Scene Investigation Course (80 Hours)

(80-Hours CLEET Accredited #23-01207)

(Note: Course is two weeks long,
Monday thru Friday. 8:00 am to 5:00pm)

When: August 19 - 30, 2024

Hosted by: Tulsa Police Department

Location: Tulsa PD Training
6066 E 66th St. N.
Tulsa, OK 74117

Hotel and Non-Course Information Contact:
Joe Campbell: tjcampbell@cityoftulsa.org

This course is approved by the IAI Forensic Certification Management Board's Crime Scene Certification Board for initial crime scene certification and recertification



This course is approved by the IAI Forensic Certification Management Board's Bloodstain Pattern Analyst Certification Board for initial bloodstain pattern analyst certification and recertification

Instructor: Everett Baxter Jr.
Everett Baxter Jr Forensics, LLC

Items each student is required to bring:

The students would need to bring a camera, an external flash, a tripod, a sync or PC cord for the external flash, a shutter release cord or remote control and a flashlight. Optional Item: If your agency has an Alternate Light Source and can spare being without it for 2 weeks, bring it to the class.

Each student will receive the books Complete Crime Scene Investigation Handbook and Complete Crime Scene Investigation Workbook.



Course Description

The students will learn the various techniques to document evidence, which includes:

- Note taking
- Photography
- Sketching

The students will then progress into various methods used to locate evidence.

- Search methods
- Forensic light sources
- Presumptive tests and Chemical enhancements
- Latent fingerprint development
- IR uses

The students will learn the various types of physical evidence and the appropriate methods used to document the particular evidence.

- Physical Evidence
- Serology evidence
- Trace evidence
- Firearms evidence
- Toolmark evidence
- Latent fingerprint development
- Footwear and tire mark evidence
- Injury Evidence
- Clothing/Textile evidence
- Computer evidence
- Questioned document evidence

The students will learn methods of documentation of evidence that may not always be present at all crime scenes, however may encounter from time to time.

- Shooting scene documentation
- Bloodstain documentation
- Clandestine grave documentation

- Fire scenes
- The students will wind down the training with:
- Processing methodology
 - Report writing

The students will then have an opportunity to put their knowledge to work by processing a mock crime scene.

Instructor

Everett Baxter Jr. has:

- An Associate Degree in Applied Science – EMS
- A Bachelor's of Science in Chemistry
- Over 29 combined years in law enforcement
- Retired from the Oklahoma City Police Department, where he spent over 17 years in the Crime Scene Unit.

Mr. Baxter has had specialized training in:

- Crime Scene Investigations
- Homicide Investigations
- Basic Bloodstain Pattern Analysis
- Advanced Bloodstain Pattern Analysis
- Math and Physics for Bloodstain Pattern Analysis
- Shooting Scene Reconstruction
- Crime Scene Reconstruction
- Crime Scene Photography
- Forensic Mapping
- Clandestine Grave Investigation
- Infrared and UV Photography
- Alternate Light Source applications
- Cold Case Investigations

Mr. Baxter currently teaches or has taught Crime Scene Investigations, Police Photography and other CSI related classes at the college level. Mr. Baxter has presented numerous lectures and seminars at conferences, educational groups and various civic groups.

Mr. Baxter has written papers on the Effects of Cleaning Products on Bloodstains (co-authored), Alternate Light Source. Mr. Baxter has written the books the Complete Crime Scene Investigation Handbook and the Complete Crime Scene Investigation Workbook.

Crime Scene Investigations Course Schedule

WEEK 1

Monday	08:00 – 09:00	Introduction
	09:00 – 10:00	The Investigative Team
	10:00 – 11:00	Forensic Search & Seizure Legal Issues
	11:00 – 12:00	Lunch
	12:00 – 13:00	Forensic Search & Seizure Legal Issues
Tuesday	13:00 – 13:30	Note Taking and Practical Exercises
	13:30 – 17:00	Crime Scene Photography and Practical Exercises
	08:00 – 11:00	Crime Scene Photography and Practical Exercises
	11:00 – 12:00	Lunch
	12:00 – 17:00	Crime Scene Photography and Practical Exercises
Wednesday	21:00 – 23:00	Night Photography and Practical Exercises (Time Depending on Sunset)
	10:00 – 12:00	Crime Scene Photography and Practical Exercises
	12:00 – 13:00	Crime Scene Sketching
	13:00 – 14:00	Lunch
	14:00 – 17:00	Crime Scene Sketching and Practical Exercises
Thursday	08:00 – 09:00	Crime Scene Search
	09:00 – 11:00	Alternate Light Source
	11:00 – 12:00	Lunch
	12:00 – 13:00	Alternate Light Source Practical Exercises
	13:00 – 17:00	Presumptive Tests and Chemical Enhancements and Practical Exercises
Friday	08:00 – 11:00	Latent Fingerprint Development and Practical Exercises
	11:00 – 12:00	Lunch
	12:00 – 14:30	Latent Fingerprint Development and Practical Exercises
	14:30 – 16:00	Evidence Collection and Practical Exercises
	16:00 – 17:00	Physical Evidence and Practical Exercises

WEEK 2

Monday	08:00 – 09:00	Serology Evidence
	09:00 – 10:00	Trace Evidence
	10:00 – 11:00	Serology and Trace Evidence Practical Exercises
	11:00 – 12:00	Lunch
	12:00 – 13:30	Firearms Evidence Practical Exercises
Tuesday	13:30 – 16:00	Toolmark Evidence and Practical Exercises
	16:00 – 17:00	Footwear and Tire Impression Documentation
	08:00 – 11:00	Footwear and Tire Impression Practical Exercises
	11:00 – 12:00	Lunch
	12:00 – 13:00	Digital Evidence
Wednesday	13:00 – 15:00	Injury Documentation and Practical Exercises
	15:00 – 17:00	Shooting Scene Documentation
	08:00 – 11:00	Shooting Scene Documentation Practical Exercises
	11:00 – 12:00	Lunch
	12:00 – 17:00	Bloodstain Documentation and Practical Exercises
Thursday	08:00 – 11:00	Clandestine Grave Documentation
	11:00 – 12:00	Lunch
	12:00 – 13:00	Fire Scenes
	13:00 – 14:00	Questioned Documents
	14:00 – 15:00	Processing Methodology
Friday	15:00 – 16:30	Report Writing
	16:00 – 17:00	Review
	08:00 – 13:00	Process Mock Crime Scene
	13:00 – 14:00	Lunch
	14:00 – 15:00	Final Test
	15:00 – 16:00	Court Room Testimony
	16:00 – 17:00	Closing / Certificate Presentation

COURSE REGISTRATION

Website Registration (PREFERRED):

You may register for the course at:

<https://ebjrforensics.com/course/crime-scene-investigation-course-80-hours/>. The registration tab is at the bottom of this page. The website will allow you to register and pay for the course via P.O. or credit card.

Email/mail Registration:

You may also register by completing this form and emailing it to

everett.baxter@ebjrforensics.com.


Attendee's Name:	
<input type="checkbox"/> Law Enforcement	Badge No.:
<input type="checkbox"/> Student	<input type="checkbox"/> Civilian
<input type="checkbox"/> Other:	
Agency:	
Address:	
City, ST, Zip:	
Attendee's Phone Number:	
Attendee's E-mail Address:	

Tuition

Each class is limited to 24 students.

Enrollment Deadline Is August 16, 2024

Tuition for this course is \$595.00

	Payment:	Check No.*	<input type="checkbox"/>	The Simplest and Preferred method is to register and pay through the website.
	P.O. Number *	<input type="checkbox"/>		
	*Name and email to send Invoice	<input type="checkbox"/>		If this is not possible, please call for information and processing. Everett Baxter Jr Forensics, LLC does not store credit card information. When you call, Everett will log into the payment site and process the credit card at that time.
	Credit Cards	<input type="checkbox"/>		

For more information, please contact:

Everett Baxter Jr. of Everett Baxter Jr Forensics, LLC

Cell: 405-255-8211

E-mail: everett.baxter@ebjrforensics.com

This form may be filled out by clicking on the gray boxes and typing in the required information.

This form may not allow you to save the information, if it does not; print the form as a PDF.

Due to expenses incurred for the class, cancellations made 30 days or less will receive a \$125.00 cancellation fee.